



### District Report Card: 2017


<b>State:</b> Maharashtra	<b>District:</b> Akola
<b>Class:</b> 5	<b>Subject:</b> Language
<b>Schools:</b> 61	<b>Students:</b> 1397


### Participation/Coverage


#### Students

<b>GENDER</b> 	Boys		Girls	
	Number	%	Number	%
	717	51.32	680	48.68

<b>AREA</b> 	Rural		Urban	
	Number	%	Number	%
	768	54.97	629	45.03

<b>CATEGORY</b> 	SC		ST		OBC		GEN	
	Number	%	Number	%	Number	%	Number	%
	314	22.48	92	6.59	497	35.58	494	35.36

<b>CWSN</b> 	LD	VI	HI	S&LD	ID	Oth
	1	29	1	1	1	27

<b>Management</b> 	Government		Government-aided	
	Number	%	Number	%
	480	34.36	917	65.64

### Average Performance of Students in Language (%)

Overall	Gender		Area		Management		Social Group			
	Male	Female	Rural	Urban	Govt.	Aided	SC	ST	OBC	GEN
61.28	59.87	62.77	64.17	57.76	65.71	58.97	56.50	70.14	62.51	61.44

### Performance on Learning Outcomes (LOs)

Learning Outcomes	Description	Average Performance(%)
L504	Reads and comprehends independently storybooks, news items/ headlines, advertisements etc.	56.58
L508	Reads text with comprehension, locates details and sequence of events	63.64

Range of Performance of Students who Answered Correctly							
Below 30%		30% - 50%		50% - 75%		Above 75%	
Number	%	Number	%	Number	%	Number	%
135	9.66	320	22.91	518	37.08	424	30.35

### Lowest Performing Learning Outcomes (LOs)

- 1 - Reads and comprehends independently storybooks, news items/ headlines, advertisements etc. (56.58)
- 2 - Reads text with comprehension, locates details and sequence of events (63.64)